

# Associated Barber College of San Diego, Inc.

1333 5<sup>th</sup> Avenue San Diego, CA 92101 (619) 234-7703 www.sandiegobarbercollege.com



## **BARBER CROSSOVER PROGRAM – 400 CLOCK HOURS (hours exceed State Requirements) SCHOOL PERFORMANCE FACT SHEET CALENDAR YEARS 2015 & 2016**

### **Cost of Educational Program:**

Total Charges for the program for students completing on-time in 2015: \$ 3,660.00

Total Charges for the program for students completing on-time in 2016: \$ 3,660.00

Total Charges may be higher for students that do not complete on-time.

Student's Initials: \_\_\_\_\_ Date: \_\_\_\_\_

**Initial only after you have had sufficient time  
to read and understand the information.**

### **Federal Student Loan Debt at Associated Barber College of San Diego**


*Students at Associated Barber College are not eligible for federal student loans. The U.S. Department of Education has determined that this institution does not meet the criteria that would allow its students to participate in federal student aid programs.*

Student's Initials: \_\_\_\_\_ Date: \_\_\_\_\_

**Initial only after you have had sufficient time  
to read and understand the information.**

# Associated Barber College of San Diego, Inc.

1333 5<sup>th</sup> Avenue San Diego, CA 92101 (619) 234-7703 www.sandiegobarbercollege.com



**On-time Completion Rates (Graduation Rates)** (includes data for the two calendar years prior to reporting)

**BARBER CROSSOVER COURSE ~ 400 CLOCK HOURS** (Hours exceeds State Requirements)

| Calendar Year | Number of Students Who Began the Program | Students Available for Graduation | Number of On-time Graduates | On-Time Completion Rate |
|---------------|--|-----------------------------------|-----------------------------|-------------------------|
| 2015          | 21                                       | 21                                | 17                          | 81%                     |
| 2016          | 6  | 5                                 | 3                           | 60%                     |

**Students Completing Within 150% of the Published Program Length**

**BARBER CROSSOVER COURSE ~ 400 CLOCK HOURS** (Hours exceed State Requirements)

| Calendar Year | Number of Students Who Began the Program | Students Available for Graduation | 150% Graduates | 150% Completion Rate |
|---------------|--|-----------------------------------|----------------|----------------------|
| 2015          | 21                                       | 21                                | 20             | 95%                  |
| 2016          | 6  | 5                                 | 5              | 100%                 |

Student's Initials: \_\_\_\_\_ Date: \_\_\_\_\_

Initial only after you have had sufficient time to read and understand the information.

**Job Placement Rates** (includes data for the two calendar years prior to reporting)

**BARBER CROSSOVER COURSE ~ 400 CLOCK HOURS** (Hours exceed State Requirements)


| Calendar Year | Number of Students Who Began the Program | Number of Graduates | Graduates Available for Employment | Graduates Employed in Field | Placement Rate % Employed in the Field |
|---------------|--|---------------------|------------------------------------|-----------------------------|--|
| 2015          | 21                                       | 20                  | 20                                 | 16                          | 80%                                    |
| 2016          | 6  | 5                   | 5                                  | 5                           | 100%                                   |

Student's Initials: \_\_\_\_\_ Date: \_\_\_\_\_

Initial only after you have had sufficient time to read and understand the information.

# Associated Barber College of San Diego, Inc.

1333 5<sup>th</sup> Avenue San Diego, CA 92101 (619) 234-7703 www.sandiegobarbercollege.com



**Gainful Employment Categories** (includes data for two calendar years prior to reporting)

**BARBER CROSSOVER COURSE** ~ 400 CLOCK HOURS (Hours exceeds State Requirements)

## Part Time vs. Full Time Employment

| Year | Graduates Employed in the field 20 – 29 Hours per week | Graduates Employed in the field at least 30 hours per week | Total Graduates Employed in the field |
|------|--|--|---------------------------------------|
| 2015 | *  | *  | 16                                    |
| 2016 | *  | *  | 5                                     |

\* There is no data for this category since the data was not required until July 14, 2016.

## Single Position vs. Concurrent Aggregated Positions

\* There is no data for this category since the data was not required until July 14, 2016.

| Year | Graduates Employed in the field in a single position | Graduates Employed in the field in concurrent aggregated positions | Total Graduates Employed in the field |
|------|--|--|---------------------------------------|
| 2015 | *  | *  | 16                                    |
| 2016 | *  | *  | 5                                     |

## Self-Employed/Freelance Positions

\* There is no data for this category since the data was not required until July 14, 2016.

| Year | Graduates Employed who are self-employed or working freelance | Total Graduates Employed in the field. |
|------|---|--|
| 2015 | *   | 16                                     |
| 2016 | *   | 5                                      |

## Institutional Employment

| Year | Graduates Employed in the field who are employed by the institution, or an employer who shares ownership with the institution | Total Graduates Employed in the field. |
|------|---|--|
| 2015 | 0   | 16                                     |
| 2016 | 0   | 5                                      |

Student's Initials: \_\_\_\_\_ Date: \_\_\_\_\_

Initial only after you have had sufficient time to read and understand the information.

# Associated Barber College of San Diego, Inc.

1333 5<sup>th</sup> Avenue San Diego, CA 92101 (619) 234-7703 www.sandiegobarbercollege.com



This program may result in freelance or self-employment.


- The work available to graduates of this program is usually for freelance or self-employment.
- This type of work may not be consistent.
- The period of employment can range from one day to weeks to several months.
- Hours worked in a day or week may be more/less than the traditional 8-hour work day or 40-hour work week.
- You can expect to spend unpaid time expanding your networks, advertising, promoting your services, or honing your skills.
- Once graduates begin to work freelance or are self-employed, they will be asked to provide documentation that they are employed as such so that they may be counted as placed for our job placement records.
- Students initialing this disclosure understand that either a majority or all of this school's graduates are employed in this manner and understand what comprises this work style.

Student's Initials: \_\_\_\_\_ Date: \_\_\_\_\_

Initial only after you have had sufficient time  
to read and understand the information.

# Associated Barber College of San Diego, Inc.

1333 5<sup>th</sup> Avenue San Diego, CA 92101 (619) 234-7703 www.sandiegobarbercollege.com



**License Examination Passage Rates** (includes data for the two calendar years prior to reporting)

**BARBER CROSSOVER COURSE ~ 400 CLOCK HOURS** (Hours exceed State Requirements)

| Calendar Year | Number of Graduates in Calendar Year | Number Graduates Taking Exam | Number of Who Passed First Available Exam | Number of Who Failed First Available Exam | Passage Rate |
|---------------|--------------------------------------|------------------------------|---|---|--------------|
| 2015          | 20                                   | 20                           | 20  | 0   | 100%         |
| 2016          | 5                                    | 4                            | 3   | 0   | 75%          |

Student's Initials: \_\_\_\_\_ Date: \_\_\_\_\_

Initial only after you have had sufficient time  
to read and understand the information

**Salary and Wage Information** (includes data for the two calendar years prior to reporting)

**BARBER CROSSOVER COURSE ~ 400 CLOCK HOURS** (Hours exceed State Requirements)

*Annual Salary and Wages Reported by Graduates Employed in the Field*

| Year | Graduates Available for Employment | Graduates Employed in the Field | \$15,000-\$20,000 | \$20,001-\$25,000 | \$25,001-\$30,000 | \$30,001 and above | No Salary Information Reported |
|------|------------------------------------|---------------------------------|-------------------|-------------------|-------------------|--------------------|--------------------------------|
| 2015 | 20                                 | 16                              | 0                 | 0                 | 0                 | 16                 | 0                              |
| 2016 | 5                                  | 5                               | 1                 | 1                 | 0                 | 3                  | 0                              |


A list of sources used to substantiate salary disclosures is available from the school. (Information is available in the school's Admission Office)

Student's Initials: \_\_\_\_\_ Date: \_\_\_\_\_

Initial only after you have had sufficient time  
to read and understand the information.

# Associated Barber College of San Diego, Inc.

1333 5<sup>th</sup> Avenue San Diego, CA 92101 (619) 234-7703 [www.sandiegobarbercollege.com](http://www.sandiegobarbercollege.com)



The following are the definitions for the Performance Fact Sheet:

“Number of Students Who Began the Program” means the number of students who began a program who were scheduled to complete the program within 100% of the published program length within the reporting calendar year and excludes all students who cancelled during the cancellation period.

“Students Available for Graduation” is the number of students who began the program minus the number of students who have died, been incarcerated, or been called to active military duty.

“Number of On-Time Graduates” is the number of students who completed the program within 100% of the published program length within the reporting calendar year.

“On-time Completion Rate” is the number of on-time graduates divided by the number of students available for graduation.

“150% Graduates” is the number of students who completed the program within 150% of the program length (includes on-time graduates)

“150% Completion Rate” is the number of students who completed the program in the reported calendar year within 150% of the published program length, including on-time graduates, divided by the number of students available for graduation.

“Graduates Available for Employment” means the number of graduates minus the number of graduates unavailable for employment.


“Graduates Unavailable for Employment” means the graduates who, after graduation, die, become incarcerated, are called to active duty, are international students that leave the United States or do not have a visa following allowing employment in the United States, or are continuing their education in an accredited or bureau-approved postsecondary institution.

“Graduates Employed in the Field” means graduates who beginning within six months after a student completes the applicable educational program are gainfully employed, whose employment has been reported, and for whom the institution has documented verification of employment. For occupations for which the state requires passing an examination, the six months period begins after the announcement of the examination results for the first examination available after the student completes an applicable educational program.

“Placement Rate Employed in the Field” is calculated by dividing the number of graduates gainfully employed in the field by the number of graduates available for employment.

# Associated Barber College of San Diego, Inc.

1333 5<sup>th</sup> Avenue San Diego, CA 92101 (619) 234-7703 www.sandiegobarbercollege.com



“Number of Graduates Taking the Exam” is the number of graduates who took the first available exam in the reported calendar year.

“First Available Exam Date” is the date for the first available exam after a student completed a program.

“Passage Rate” is calculated by dividing the number of graduates who passed the exam by the number of graduates who took the reported licensing exam.

“Number Who Passed First Available Exam” is the number of graduates who took and passed the first available licensing exam after completing the program.

“Salary” is as reported by graduate or graduate’s employer.

“No Salary Information Reported” is the number of graduates for whom, after making reasonable attempts, the school was not able to obtain salary information.

I have read and understand this School Performance Fact Sheet. The School Performance Fact Sheet was reviewed and discusses with a school official prior to signing an enrollment agreement.

Student’s Name: \_\_\_\_\_

Student’s Signature: \_\_\_\_\_ Date: \_\_\_\_\_

School Official’s Signature: \_\_\_\_\_ Date: \_\_\_\_\_